







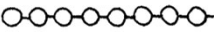




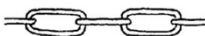



**DECORATION- AND PLASTIC CHAINS ON REELS**

ON SOLID PLASTIC REELS (TYPE 0, 1, 2), PACKED IN SOLID OUTER CARTONS

OUTER CARTONS MARKED WITH LABELS IN NORWEGIAN LANGUAGE WITH GTIN-13 BAR CODES

ITEM NO	DIA	CA I X B	WELDED MATERIAL	SURFACE	REEL SIZE	METER		
						PER REEL	REEL	
SHORT LINK CHAINS, DIN 5685 A								
948002	2 MM	12 X 7,5	STEEL	UNWELDED, NICKLE PLAITED	1	60		
948004	3 MM	16 X 11	STEEL	UNWELDED, NICKLE PLAITED	1	60		
LONG LINK CHAINS, DIN 5685 C								
948009	4 MM	32 X 16	STEEL	NICKLE PLAITED	1	30		
948008	5 MM	36 X 20	STEEL	BLACK PAINTED	1	20		
SERVANT CHAINS								
948005	0,5 MM	19,6	BRASS	BRASS	2	20		
948010	0,5 MM	19,6	BRASS	CHROMED	2	20		
SINGLE CHAINS								
948015	1 MM		STÅL	BRASS PLAITED	2	25		
TWISTED PANZER CHAINS								
948020	2 MM		STEEL	NICKLE PLAITED	2	15		
948025	2,5 MM		STEEL	NICKLE PLAITED	2	8		
948026	3 MM		STEEL	NICKLE PLAITED	2	15		
948075	1,1 MM		STEEL	NICKLE PLAITED	2	25		
948071	1,1 MM		STEEL	BRASS PLAITED	2	25		
LAMP CHAINS								
948030	2 MM	15 X 10	STEEL	BRASS PLAITED	1	60		
948035	2,MM	15 X 10	STEEL	NICKLE PLAITED	1	60		
HAMMERED SQUARE CHAINS								
948040	2 MM	16 X 9	STEEL	BRASS PLAITED	1	60		
948045	2 MM	16 X 9	STEEL	BLACK WROUGHT IRON	1	60		
TWISTED SQUARE CHAINS								
948050	4 MM	37 X 20	STEEL	BLACK PAINTED	1	20		
BALL CHAINS, DIN 5280								
948055	3,6 MM		BRASS	CHROME PLAITED	2	30		
END LINKS FOR BALL CHAINS, DIN 5280								
948056	3,6 MM		BRASS	CHROME PLAITED	BAG	100		
CONNECTING LINKS FOR BALL CHAINS, DIN 5280								
948057	3,6 MM		BRASS	CHROME PLAITED	BAG	100		
KNOTTED CHAINS DIN 5686								
948060	2,2 MM	31 X 10	STEEL	ELECTRO GALV	1	30		
948061	1,6 MM	23 X 7	STEEL	ELECTRO GALV	1	60		
CATHEDRAL CHAINS								
948065	2 MM	24 X 15	STEEL	BRASS PLAITED	1	30		
WATCH CHAINS								
948080	1,1 MM	10 X 5	STEEL	BRASS PLAITED	2	50		
948081	1,6 MM	11 X 6	STEEL	BRASS PLAITED	2	15		
PLASTIC CHAINS								
948070	6 MM	41 X 20	PE	RED/WHITE	0	25		
948072	8 MM	50 X 26	PE	RED/WHITE	0	25		
948073	6 MM	41 X 20	PE	BLACK/YELLOW	0	25		
948074	8 MM	50 X 26	PE	BLACK/YELLOW	0	25		
CHAIN CUTTER								
				LENGTH CM				MAX. DIA
950029				90				8 MM DIA
950030				105				13 MM DIA

