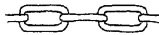
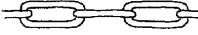






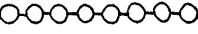




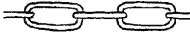



**DECORATION- AND PLASTIC CHAINS ON REELS**

ON SOLID PLASTIC REELS (TYPE 0, 1, 2), PACKED IN SOLID OUTER CARTONS

OUTER CARTONS MARKED WITH LABELS IN NORWEGIAN LANGUAGE WITH GTIN-13 BAR CODES

ITEM NO	DIA	CA I X B	WELDED MATERIAL	SURFACE	REEL SIZE	METER	
						PER REEL	
SHORT LINK CHAINS, DIN 5685 A							
948002	2 MM	12 X 7,5	STEEL	NICKLE PLAIED	1	60	
948004	3 MM	16 X 11	STEEL	NICKLE PLAIED	1	60	
LONG LINK CHAINS, DIN 5685 C							
948009	4 MM	32 X 16	STEEL	NICKLE PLAIED	1	30	
948008	5 MM	36 X 20	STEEL	BLACK PAINTED	1	20	
SERVANT CHAINS							
948005	0,5 MM	19,6	BRASS	BRASS	2	20	
948010	0,5 MM	19,6	BRASS	CHROMED	2	20	
SINGLE CHAINS							
948015	1 MM		STÅL	BRASS PLAIED	2	25	
TWISTED PANZER CHAINS							
948020	2 MM		STEEL	NICKLE PLAIED	2	15	
948025	2,5 MM		STEEL	NICKLE PLAIED	2	8	
948026	3 MM		STEEL	NICKLE PLAIED	2	15	
948075	1,1 MM		STEEL	NICKLE PLAIED	2	25	
948071	1,1 MM		STEEL	BRASS PLAIED	2	25	
LAMP CHAINS							
948030	2 MM	15 X 10	STEEL	BRASS PLAIED	1	60	
948035	2,MM	15 X 10	STEEL	NICKLE PLAIED	1	60	
HAMMERED SQUARE CHAINS							
948040	2 MM	16 X 9	STEEL	BRASS PLAIED	1	60	
948045	2 MM	16 X 9	STEEL	BLACK WROUGHT IRON	1	60	
TWISTED SQUARE CHAINS							
948050	4 MM	37 X 20	STEEL	BLACK PAINTED	1	20	
BALL CHAINS, DIN 5280							
948055	3,6 MM		BRASS	CHROME PLAIED	2	30	
END LINKS FOR BALL CHAINS, DIN 5280							
948056	3,6 MM		BRASS	CHROME PLAIED	BAG	100	
CONNECTING LINKS FOR BALL CHAINS, DIN 5280							
948057	3,6 MM		BRASS	CHROME PLAIED	BAG	100	
KNOTTED CHAINS DIN 5686							
948060	2,2 MM	31 X 10	STEEL	ELECTRO GALV	1	30	
948061	1,6 MM	23 X 7	STEEL	ELECTRO GALV	1	60	
CATHEDRAL CHAINS							
948065	2 MM	24 X 15	STEEL	BRASS PLAIED	1	30	
WATCH CHAINS							
948080	1,1 MM	10 X 5	STEEL	BRASS PLAIED	2	50	
948081	1,6 MM	11 X 6	STEEL	BRASS PLAIED	2	15	
PLASTIC CHAINS							
948070	6 MM	41 X 20	PE	RED/WHITE	0	25	
948072	8 MM	50 X 26	PE	RED/WHITE	0	25	
948073	6 MM	41 X 20	PE	BLACK/YELLOW	0	25	
948074	8 MM	50 X 26	PE	BLACK/YELLOW	0	25	
CHAIN CUTTER							
950030		WIDTH CM		LENGTH CM		MAX.DIA	
		16		90		13 MM	